

In 1Q 2024 ENGIE Energía Perú was a leading player of the sector accounting for 19.8% of the total capacity and 10.9% of the total energy generation of the country.

## Corporate Overview

We aim to remain at the **forefront of the energy transition**

**2,657  
MW**  
installed  
capacity

**19%**  
national  
installed  
capacity

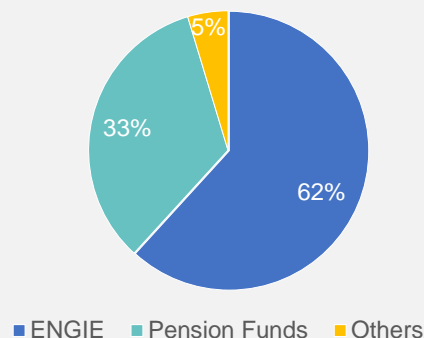
**27  
years**  
operating  
in Peru

**10  
plants**  
operating

**2,300  
MUSD**  
invested  
since  
1997

## Global Sponsor

ENGIE Energía Perú is controlled by ENGIE S.A.(61.77%), the **world's largest independent energy producer**, with an installed capacity of **100.1GW** of which 40.8 GW are renewable. ENGIE has a strong link in **energy value chain**, from low-carbon generation to the provision of energy-efficient solutions for all its customers.



## Our business model



### Renewable energy

In line with our decarbonization strategy, we are expanding our renewable energy portfolio



### Thermal energy

We operate power generation plants that allow us to meet the demand of our customers with the greatest efficiency, reliability of supply and at competitive prices.



### Transmission lines

We have transmission lines of 138, 220 and 550 kV that allow us to inject the energy produced in our plants into the national interconnected electrical system.

## Generation Portfolio

### Duna y Huambos

- Duna 18.4 MW – Wind Farm
- Huambos 18.4 MW – Wind Farm

### Quitaracsa (2015)

- Hydro 114MW

### Chilca Complex

- ChilcaUno – (2006 – 2012)  
852MW - Natural Gas
- ChilcaDos – (2016)  
111MW - Natural Gas

### Punta Lomitas and Expansion

- Wind Farm 296.4W

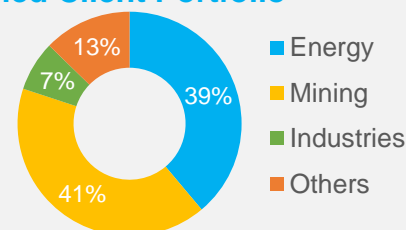
### Ilo Complex

- Ilo41 (2016, Nodo): 610MW - Dual Fuel
- Ilo31 (2013, Cold Reserve) 500MW - Dual Fuel

### Intipampa (2018)

- Solar 40MW

## Diversified Client Portfolio



## Main KPIs\*

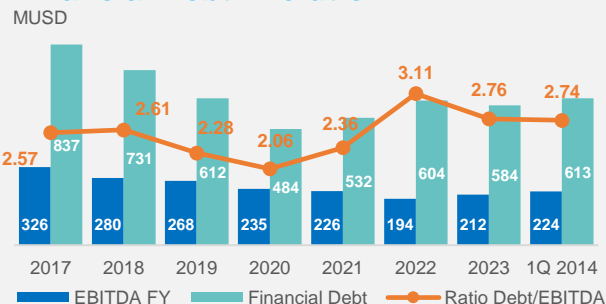
(in MUSD)	1Q 2024	1Q 2023	Δ
Revenues	151.4	140.3	7.9%
EBITDA	68.7	56.3	22.2%
Net Result	24.7	21.2	16.7%
Financial Debt	612.7	643.7	-4.8%
Total Net Debt/EBITDA	2.3x	2.4x	0.0
Net Generation GWh	1,685	1,710	-1%
Clients Demand GWh	2,125	2,108	1%
MW installed	2,694	2,361	14%
Headcount	576	542	6.2%

\* Duna and Huambos are not included in the individual results.

## Dividend Policy

- In March 2024, the Board of Directors approved dividends of 30.2 MUSD, of which 15.2 MUSD was paid in November 2023, so the resulting balance distributed was equivalent to 15 MUSD. In addition, the amendments to paragraphs c), d) and f) of the Dividend Policy approved by the General Shareholders' Meeting held on October 1, 2015 were approved.

## Financial Debt Evolution



## Credit Rating

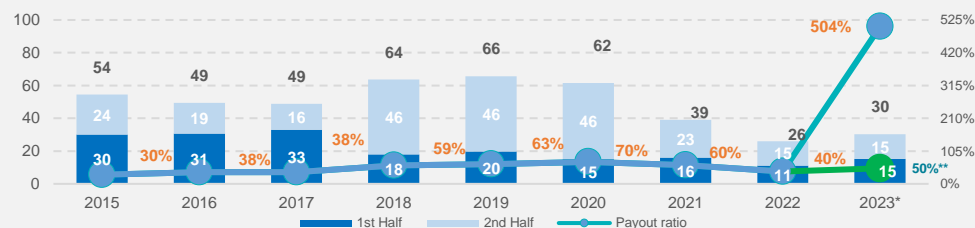
Moody's Local

AAA(pe) Stable

Apoyo & Asociados

AAA.pe Stable

## Dividend Payment



\*The second half will be paid in April 2024; \*\* Without the non-recurring events the payout would have been 50%

## Capital Markets

ENGIE Energía Perú's shares [ENGIEC1] price closed 1Q 2024 at 4.85 PEN per share, translating into a market capitalization of 2,916 MPEN (776MUSD). The Company is also part of the local index that seeks to serve as an international benchmark of the Peruvian stock market.

## Share price

