

In 3Q 2024 ENGIE Energía Perú was a leading player of the sector accounting for 19.5% of the total capacity and 13.8% of the total energy generation of the country.

## Corporate Overview

We aim to remain at the **forefront of the energy transition**

**2,694**

**MW**

installed capacity

**19%**

national effective power

**27**

years operating in Peru

**10**

plants operating

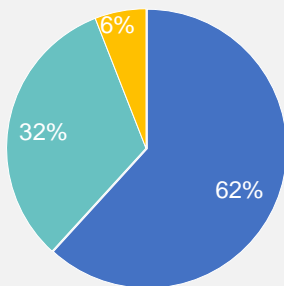
**2,300**

**MUSD**

invested since 1997

## Global Sponsor

ENGIE Energía Perú is controlled by ENGIE S.A.(61.77%), the **world's largest independent energy producer**, with an installed capacity of **100.1GW** of which 40.8 GW are renewable. ENGIE has a strong link in **energy value chain**, from low-carbon generation to the provision of energy-efficient solutions for all its customers.



■ ENGIE ■ Pension Funds ■ Others

## Our business model

### Renewable energy



In line with our decarbonization strategy, we are expanding our renewable energy portfolio

### Thermal energy



We operate power generation plants that allow us to meet the demand of our customers with the greatest efficiency, reliability of supply and at competitive prices.

### Transmission lines



We have transmission lines of 138, 220 and 550 kV that allow us to inject the energy produced in our plants into the national interconnected electrical system.

## Generation Portfolio

### Duna y Huambos (2024)

- Duna 18.4 MW – Wind Farm
- Huambos 18.4 MW – Wind Farm

### Quitaracsa (2015)

- Hydro 114MW

### Chilca Complex

- ChilcaUno – (2006 – 2012) 852MW - Natural Gas
- ChilcaDos – (2016) 111MW - Natural Gas

### Punta Lomitas and Expansion (2023)

- Wind Farm 296.4W

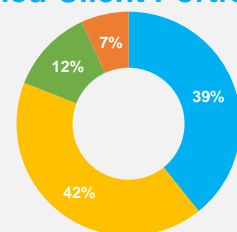
### Ilo Complex

- Ilo41 (2016, Nodo): 610MW - Dual Fuel
- Ilo31 (2013, Cold Reserve) 500MW - Dual Fuel

### Intipampa (2018)

- Solar 40MW

## Diversified Client Portfolio

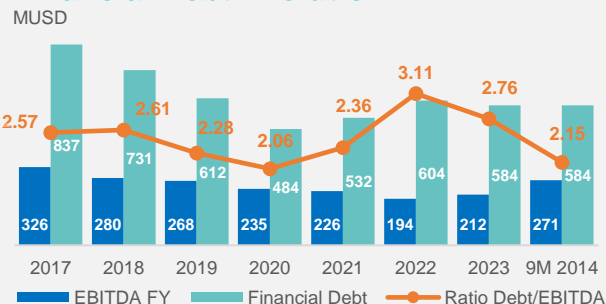


■ Energy  
■ Mining  
■ Industries  
■ Others

## Main KPIs\*

| (in MUSD)             | 9M 2024 | 9M 2023 | Δ      | 3Q 2024 | 3Q 2023 | Δ       |
|-----------------------|---------|---------|--------|---------|---------|---------|
| Revenues              | 564.9   | 534.2   | 5.7%   | 263.9   | 229.5   | 15.0%   |
| EBITDA                | 215.4   | 155.7   | 38.3%  | 84.5    | 36.5    | 131.4%  |
| EBITDA Margin         | 38%     | 29%     | n.a.   | 32%     | 16%     | n.a.    |
| Net Result            | 91.8    | 52.6    | 74.5%  | 45.9    | 1.7     | 2655.3% |
| Financial Debt        | 584.2   | 598.1   | -2.3%  | 584.2   | 598.1   | -2.3%   |
| Total Net Debt/EBITDA | 1.3x    | 2.1x    | -38.7% | 1.3x    | 2.1x    | -38.7%  |
| Net Generation GWh    | 6,075   | 6,366   | -5%    | 2,449   | 2,504   | -2%     |
| Clients Demand GWh    | 6,409   | 6,505   | -1%    | 2,192   | 2,185   | 0%      |
| MW installed**        | 2,657   | 2,621   | 1.4%   | 2,657   | 2,621   | 1.4%    |
| Headcount             | 580     | 566     | 2.5%   | 580     | 566     | 2.5%    |

## Financial Debt Evolution



## Credit Rating

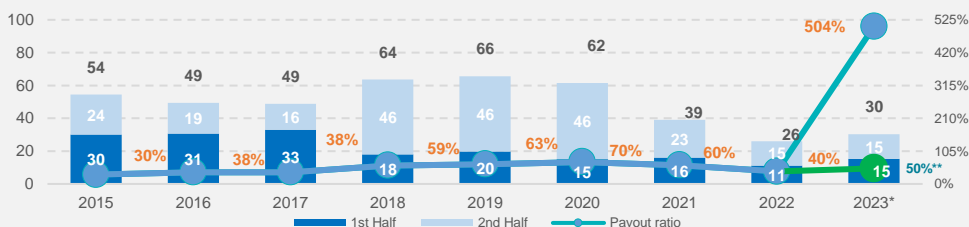
Moody's Local

AAA(pe) Stable

Apoyo & Asociados

AAA.pe Stable

## Dividend Payment



\*The second was paid in April 2024; \*\* Without the non-recurring events the payout would have been 50%

## Dividend Policy

- In March 2024, the AGM approved dividends of 30.2 MUSD, of which 15.2 MUSD was paid in November 2023, so the resulting balance distributed was equivalent to 15 MUSD. In addition, the amendments to paragraphs c), d) and f) of the Dividend Policy approved by the AGM held on October 1st. 2015, were approved.

## Capital Markets

ENGIE Energía Perú's shares [ENGIEC1] price closed 3Q 2024 at 4.00 PEN per share, translating into a market capitalization of 2,405 MPEN (647MUSD). The Company is also part of the local index that seeks to serve as an international benchmark of the Peruvian stock market.

## Share price

